



# Sidewall Propeller Fans

Models SDPE, SDPHE, SDPQE and SDPR  
Direct Drive Exhaust and Reversible



License	Description	Models
	Greenheck Fan Corporation certifies that the stated models are licensed to bear the AMCA Seal. The ratings shown are based on tests and procedures performed in accordance with AMCA Publication 211 and Publication 311 and comply with the requirements of the AMCA Certified Ratings Program.	SDPE, SDPHE, SDPQE, SDPR
	UL/cUL Listed, UL/cUL 705 E40001	SDPE, SDPQE, SDPR
	UL/cUL Listed, UL/cUL 1203 E348094	SDPHE

Model	HP	RPM	Sones @ 0 In.	Static Pressure in Inches wg				
				.0	.125	.25	.375	.5
<b>Commercial Performance, Direct Drive With Intake Guard</b>								
SDPE-8G-1-DS*	1/30	1725	6.9	454	319	170		
SDPE-10G-1-DS*	1/30	1600	8.8	730	624	381		
SDPE-12G-1-DS*	1/30	1600	6.4	889	733	509		
SDPE-14G-1-DS*	1/20	1550	13.5	1066	878	601		
SDPE-16G-1-DS*	1/30	1550	12.0	1201	934	594		
SDPE-18G-1-B4S*	1/4	1140	11.1	2627	2290	1818	1022	
SDPE-18G-1-A3	1/3	1725	19.6	3126	2953	2746	2503	
SDPE-20G-1-B4S*	1/4	1140	12.2	3491	3060	2502	1394	
SDPE-20G-1-B4	1/4	1140	12.2	3491	3060	2502	1394	
SDPE-24G-1-A4S*	1/4	1160	15.8	3533	3023	2403	1722	
SDPE-24G-1-B3	1/3	1140	16.3	4430	3974	3417	2499	
<b>Commercial Performance, Direct Drive</b>								
SDPE-12-1-A4	1/4	1750	12.0	1590	1432	1220	1007	
SDPE-16-1-A4	1/4	1725	16.6	2483	2335	2147	1913	
SDPE-18-1-A3	1/3	1725	22	3194	3007	2805	2561	
SDPE-20-1-B3	1/3	1140	14.6	3717	3319	2803	1959	
SDPE-20-1-B5	1/2	1140	13.9	4509	4112	3590	2888	
SDPE-24-1-B3	1/3	1140	16.5	4632	4196	3664	2835	
SDPE-24-1-B5	1/2	1140	17.0	4686	4363	3953	3394	
SDPE-30-1-B7	3/4	1140	27	9203	8505	7742	6879	
<b>Commercial Performance, Direct Drive Quiet-Design</b>								
SDPQE-12-1-A4	1/4	1750	9.8	1311	1167			
SDPQE-16-1-A4	1/4	1750	14.8	2432	2212	1945		
SDPQE-18-1-A3	1/3	1750	19.4	2979	2810	2608	2374	
SDPQE-20-1-B5	1/2	1140	13.9	4509	4112	3590	2888	
SDPQE-24-1-B5	1/2	1140	17.9	5703	5293	4833	4287	
SDPQE-24-1-B7	3/4	1140	19.0	6236	5854	5390	4818	
SDPQE-30-1-B7	3/4	1140	24	8865	8358	7708	6970	



Model	HP	RPM	Sones @ 0 In.	Static Pressure in Inches wg			
				Exhasut / Supply			
				Exhaust / Supply	.0	.125	.25
<b>Commercial Performance, Direct Drive Reversible</b>							
SDPR-12-1-A4	1/4	1750	12.5 / 13.5	1472 / 1440	1327 / 1367	1150 / 1221	737 / 887
SDPR-16-1-A4	1/4	1750	11.8 / 19.8	1922 / 1858	1672 / 1731	1364 / 1531	1062 / 1238
SDPR-16-1-A3	1/3	1750	16.1 / 25	2798 / 2482	2568 / 2327	2293 / 2076	1896 / 1673
SDPR-18-1-A3	1/3	1750	19.5 / 33	3280 / 3264	3087 / 3079	2817 / 2893	2474 / 2668
SDPR-20-1-A3	1/3	1750	20 / 26	3812 / 3675	3515 / 3302	3189 / 2928	2789 / 2498
SDPR-24-1-B5	1/2	1140	16.1 / 20	5125 / 4594	4563 / 4017	3931 / 2429	2994 / 2248



Performance certified is for installation type A: Free inlet, Free outlet. Performance ratings do not include the effects of appurtenances (accessories). Speed (RPM) shown is nominal. Performance is based on actual speed of test. The sound ratings shown are loudness values in fan sones at 5 ft. (1.5 m) in a hemispherical free field calculated per AMCA Standard 301. Values shown are for installation type A: Free inlet hemispherical sone levels.

Model	HP	RPM	Sones @ 0 In.	Static Pressure in Inches wg				
				.0	.125	.25	.375	.5
<b>Industrial Performance, Direct Drive With Intake Guard</b>								
SDPE-12G-3-A4	¼	1750	11.2	1286	1192	1022	902	666
SDPE-16G-3-A4	¼	1725	15.6	2847	2591	2314	1951	1265
SDPE-18G-3-A4	¼	1725	14.5	2989	2751	2469	2108	1555
SDPE-20G-3-A4	¼	1750	18.6	3198	2847	2495	2091	1579
SDPE-20G-3-A3	½	1750	19.6	3745	3449	3109	2716	2195
SDPE-20G-3-A7	¾	1750	22	4590	4240	3843	3381	2675
SDPE-24G-3-A3	½	1750	30	3984	3400	2867	2296	1706
SDPE-24G-3-B5	½	1140	17.0	5438	5049	4573	3922	3242
<b>Industrial Performance, Direct Drive</b>								
SDPE-16-3-A4	¼	1750	14.1	2476	2288	2061	1769	1350
SDPE-18-3-A3	¼	1750	18.5	3354	3097	2805	2468	2003
SDPE-20-3-A7	¾	1750	23	4557	4254	3919	3542	3101
SDPE-24-3-B5	½	1140	23	5892	5471	4961	4315	3593
SDPE-24-3-A7	¾	1725	31	6978	6499	5905	5184	4412
SDPE-30-3-B7	¾	1140	25	9308	8461	7556	6428	4998
SDPE-36-3-B7	¾	1140	33	12363	10425	8453	6207	2895

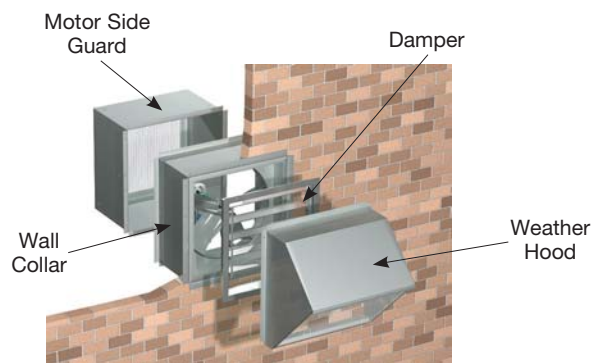
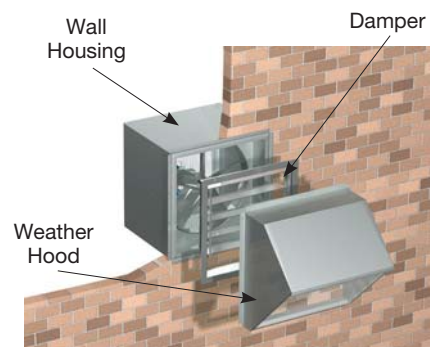


Model	HP	RPM	Sones @ 0 In.	Static Pressure in Inches wg				
				.0	.125	.25	.375	.5
<b>Industrial Performance, Direct Drive Panel, Hazardous Location</b>								
SDPHE-12-3-A4	¼	1750	13.4	1347	1262	1142	947	604
SDPHE-16-3-A4	¼	1750	14.1	2476	2288	2061	1769	1350
SDPHE-18-3-A3	¼	1750	19.1	3168	2912	2612	2219	1599
SDPHE-20-3-A5	½	1750	23	4557	4254	3919	3542	3101
SDPHE-24-3-A5	½	1750	26	5669	4946	4010	2963	1906
SDPHE-24-3-A7	¾	1750	28	6317	5851	5314	4729	4117
<b>Industrial Performance, Direct Drive Ring, Hazardous Location</b>								
SDPHE-12R-3-A4	¼	1725	13.6	1147	999	803	682	
SDPHE-16R-3-A4	¼	1750	17.0	2153	1943	1713	1366	1125
SDPHE-18R-3-A4	¼	1750	21	2371	2089	1756	1423	1088
SDPHE-20R-3-A4	½	1750	23	2429	2074	1744	1341	1098
SDPHE-24R-3-A3	½	1750	30	3837	3305	2637	1970	
SDPHE-24R-3-A5	½	1750	26	5669	4946	4010	2963	1906
SDPHE-30R-3-B7	¾	1140	28	8153	7515	6804	5957	4956



Performance certified is for installation type A: Free inlet, Free outlet. Performance ratings do not include the effects of appurtenances (accessories). Speed (RPM) shown is nominal. Performance is based on actual speed of test. The sound ratings shown are loudness values in fan sones at 5 ft. (1.5 m) in a hemispherical free field calculated per AMCA Standard 301. Values shown are for installation type A: Free inlet hemispherical sone levels.

Model	
<b>Wall Housing Accessory</b>	
HSG-12	
HSG-16	
HSG-18	
HSG-20	
HSG-24	
HSG-30	
HSG-36	
<b>Motor Side Guard Accessory</b>	
SG-12	
SG-16	
SG-18	
SG-20	
SG-24	
SG-30	
SG-36	
<b>Wall Collar Accessory</b>	
WC-20	
WC-24	
WC-30	
WC-36	
<b>Weatherhood Accessory</b>	
W Hood-20	
W Hood-24	
W Hood-30	
W Hood-36	



## Building value in air

Greenheck delivers value to mechanical engineers by helping them solve virtually any air quality challenges their clients face with a comprehensive selection of top quality, innovative air-related equipment. We offer extra value to contractors by providing easy-to-install, competitively priced, reliable products that arrive on time. And building owners and occupants value the energy efficiency, low maintenance and quiet dependable operation they experience long after the construction project ends.

## Our Warranty

Greenheck warrants this equipment to be free from defects in material and workmanship for a period of one year from the shipment date. Any units or parts which prove defective during the warranty period will be replaced at our option when returned to our factory, transportation prepaid. Motors are warranted by the motor manufacturer for a period of one year. Should motors furnished by Greenheck prove defective during this period, they should be returned to the nearest authorized motor service station. Greenheck will not be responsible for any removal or installation costs. **As a result of our commitment to continuous improvement, Greenheck reserves the right to change specifications without notice.**

